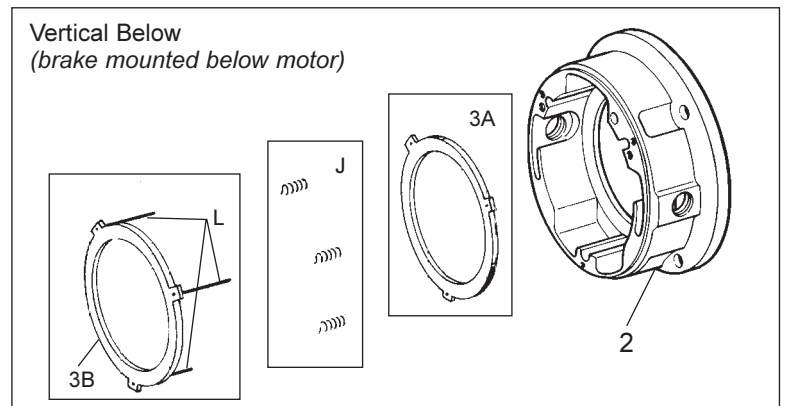
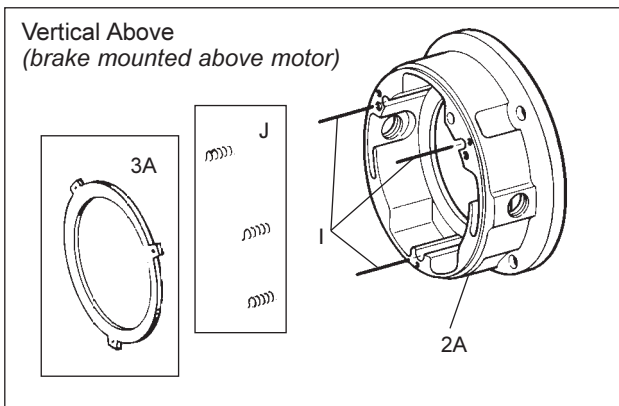
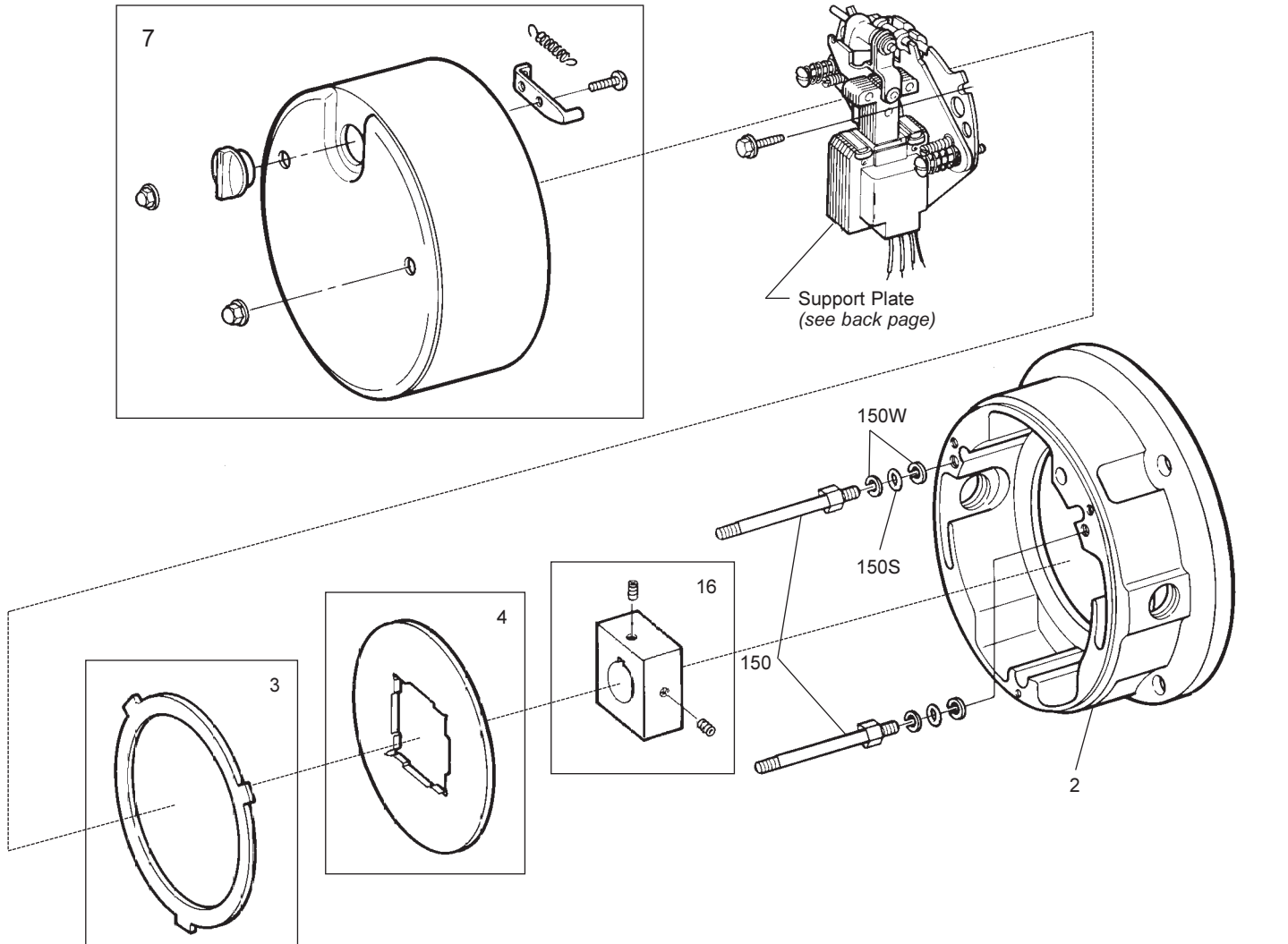


Parts List for 57,500 Series Brakes

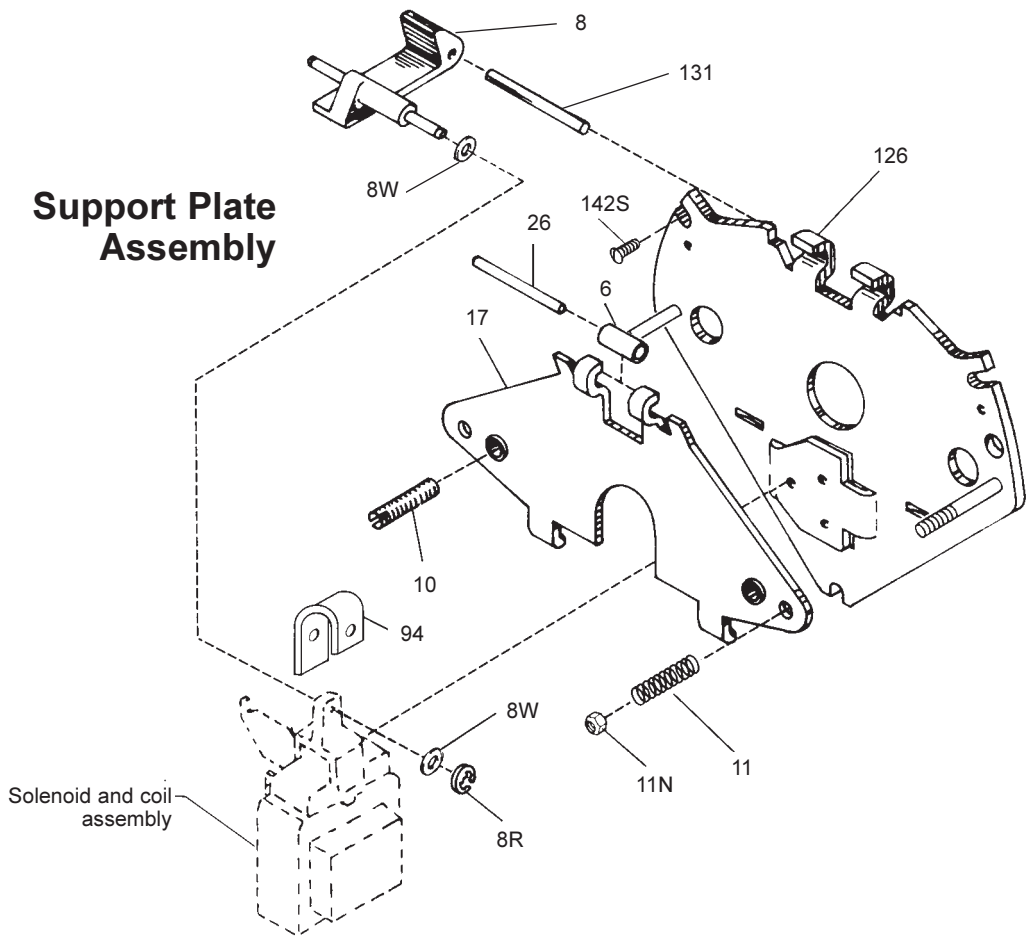
Information required when ordering replacement parts:

- Give part number of parts needed, brake model number, and brake serial number. The brake model and serial number may identify special brakes not covered by this parts list.
- When ordering hubs, specify shaft diameter (hub bore) and keyway. Consult factory for bores not listed.

For installation and service instructions, see P/N 8-078-925-00.
Detailed service instruction sheet is included with each kit.



Support Plate Assembly



Solenoid and Coil Assembly

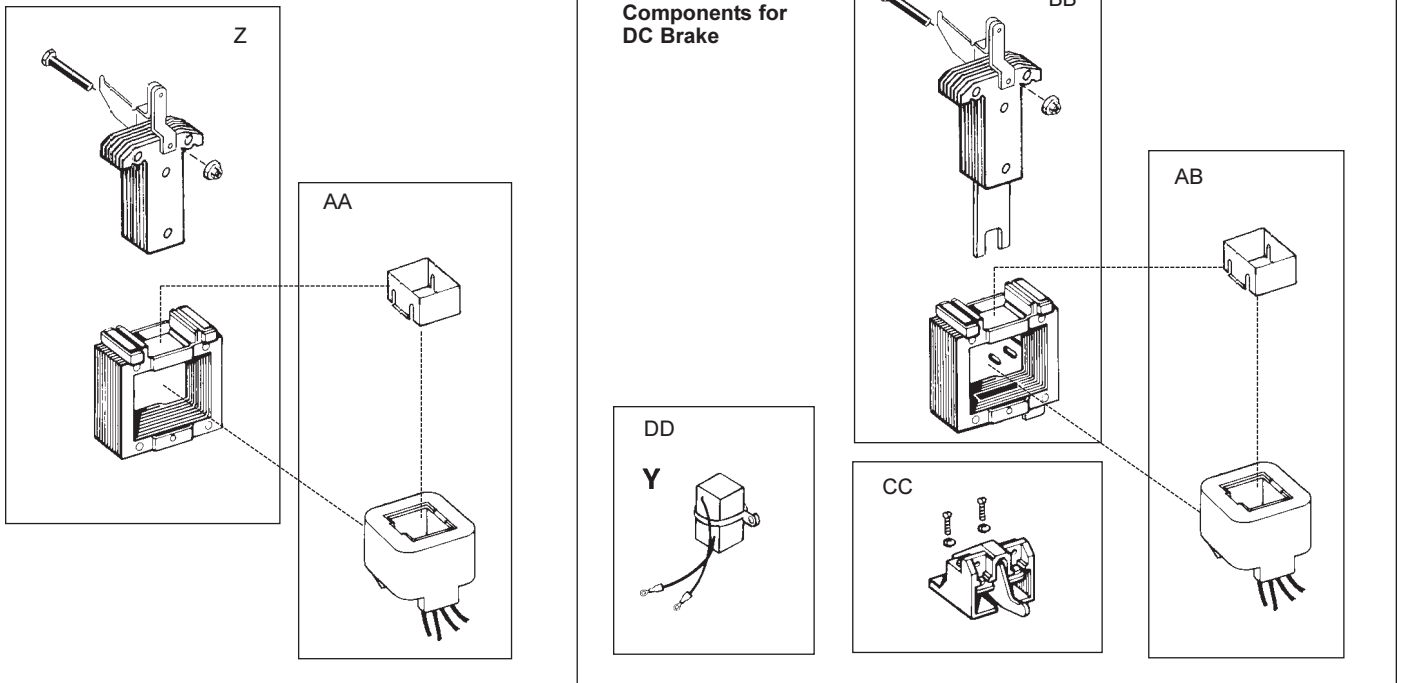


TABLE 2

Components of Support Plate and Coil Assembly

Item	Description	Part Number	Torque (lb-ft)	
			10 & 15	20 & 25
<i>not shown</i>	Support plate assembly without solenoid and coil (Items M through Y)	5-42-5581-00	1	
	Support plate assembly without solenoid and coil (Items M through Y)	5-42-5582-00		1
6	Bearing	8-006-501-00	1	1
8	Solenoid lever	8-008-504-01	1	1
8R	Retaining ring	9-03-0057-00	2	2
8W	Spacer	9-45-0168-00	2	2
11N	Torque adjustment nut	9-40-3928-00	2	2
10	Wear adjustment screw	8-100-501-00	2	2
11	Pressure spring	9-70-1302-00	2	2
	Pressure spring	9-70-1306-00		
17	Lever arm & stop nut assembly	5-17-5002-00	1	1
26	Bearing pin	9-29-4826-00	1	1
94	Plunger stop	8-094-504-00	1	1
142S	Screw - thread roll 10-24 x 1/2"	9-25-7331-00	3	3
126	Support plate and spring stud assembly	5-26-5013-00	1	1
	Support plate and spring stud assembly	5-26-5014-00		
131	Pivot pin	9-29-4836-00	1	1
AC Brakes				
Z	No. 4 AC solenoid kit	5-12-5544-00	1	1
AA	No. 4 Coil Kit	115/230 Vac	5-66-6407-33	1
		230/460 Vac	5-66-6409-33	1
		115 Vac	5-66-6401-33	1
		230 Vac	5-66-6402-33	1
		460 Vac	5-66-6404-33	1
	No. K4 Coil Kit	575 Vac	5-66-6405-33	1
		115/230 Vac	5-66-6457-33	1
		230/460 Vac	5-66-6459-33	1
		115 Vac	5-66-6451-33	1
		230 Vac	5-66-6452-33	1
	460 Vac	5-66-6454-33	1	
	575 Vac	5-66-6455-33	1	
DC Brakes				
BB	No. 4 DC solenoid assembly	5-12-5545-00	1	1
AB	No. 4 Coil Assembly	115 Vdc	5-96-6416-33	1
		230 Vdc	5-96-6417-33	1
	No. K4 Coil Assembly	115 Vdc	5-96-6466-33	1
		230 Vdc	5-96-6467-33	1
CC	DC switch assembly	5-57-5502-00	1	1
DD	Arc suppression module	5-57-5711-00	1	1

TABLE 3

Contents of Kits and Assemblies (contents may vary)

Letter Designation	Kit Description
7	Housing and release knob kit (5-66-8755-00) 1 - Housing and release knob assembly 2 - Housing nuts
3	Stationary disc kit (5-66-8351-00) 1 - Stationary disc
4	Friction disc kit (5-66-8452-00) 1 - Friction disc
16	Hub kit - all types, all bores (5-16-51XX-00) 1 - Brake hub 2 - Set screws
3A	Stationary disc kit - vertical mounting (5-66-8352-00) 1 - Stationary disc for vertical above or below mounting
J	Vertical mounting spring kit - blue (5-66-3151-00) 3 - Vertical mounting springs - blue
	Vertical mounting spring kit - white (5-66-3152-00) 3 - Vertical mounting springs - white
	Vertical mounting spring kit - red (5-66-3153-00) 3 - Vertical mounting springs - red
3B	Pressure plate kit - vertical mounting (5-66-8553-00) 1 - Pressure plate - vertical below
Z BB	No. 4 AC solenoid kit (5-12-5544-00) No. 4 DC solenoid assembly (5-12-5545-00) 1 - Plunger 1 - Solenoid link 1 - Frame 1 - Solenoid link cap screw 1 - Solenoid link nut 3 - Solenoid mounting screws
AA AB	No. 4 and K4 coil kit (5-66-64XX-33) and assembly (5-96-64XX-33) all voltages Coil Top plunger guide Wire nuts } where Crimp terminals } required
CC	DC switch assembly (5-57-5502-00) 1 - DC switch 2 - Switch mounting screws 2 - Switch mounting lock washers
DD	Arc suppression module (5-57-5711-00) 1 - Arc suppression module 1 - Mounting screw 1 - Mounting washer 1 - Cable tie